

DATA SHEET: TEMBREAK 2 S800-ND MCCB FOR USE ABOVE 250V DC

MCCB Electrical Characteristics to IEC 60947-2, EN60947-2, JIS C 8201-2-1 ANN, 1

Frame reference	Quantity	Unit	Condition	TB2 1000
Max In (A) of Frame				800
Model				S800
Number of Poles				3
Type				ND
Nominal current ratings				
	I_n	(A)	50°C	630,800
Electrical characteristics				
Rated insulation voltage	U_i	(V)	AC 50/60 Hz	800
Rated impulse voltage	U_{imp}	(kV)		8
Ultimate breaking capacity (IEC, JIS)	I_{cu}	(kA)	1000V DC①② 750V DC①② 600V DC①② 500V DC①② 350V DC①②	- - 20 20 30
Service breaking capacity (IEC, JIS)	I_{cs}	(kA)	1000V DC①② 750V DC①② 600V DC①② 500V DC①② 350V DC①②	- - 10 10 15
Protection				■
Fixed thermal, fixed magnetic Adjustable thermal, fixed magnetic Magnetic trip only (adjustable)				
Installation				
Front connection (FC) Extension bar (FB) Rear connection (RC) Plug-in (PM) DIN rail mounting (DA) Dimensions	height width depth weight	(mm) (mm) (mm) (kg)	3 pole 4 pole 3 pole 4 pole	- ■ • - - 273 210 - 103 8.5 -
Weight				
Operation				
Direct Opening Action Toggle operation Breaker mounted (HB) Door mounted (HS) Motor operation				■ ■ • • •
Endurance	Electrical	cycles	1000V DC 750V DC 350 - 600V DC	- - 500
	Mechanical	cycles	-	2,500

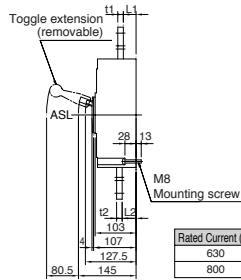
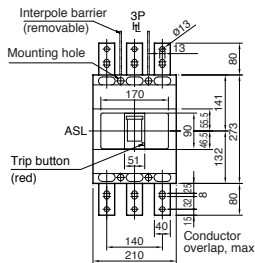
① Connect all poles in series when over DC250V

② The time constant (L/R) of the circuit should be less than 2.0ms nearby rated current less than 5ms for short circuit < 10kA less than 10ms for short circuit < 20kA less than 15ms for short circuit > 20kA

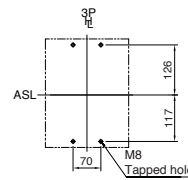
DATA SHEET: TEMBREAK S800-ND MCCB

Outline Dimensions S800-ND

Front connected

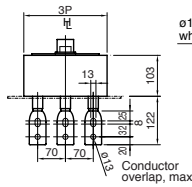
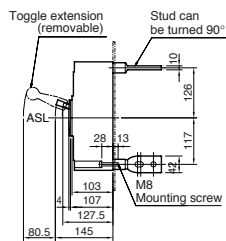


Drilling plan (front view)

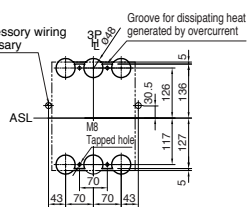


Rated Current (A)	L1	L2	t1	t2
630	32	34	8	8
800	32	35	10	10

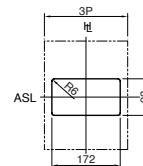
Rear connected



Drilling plan (front view)



Panel cutout (front view)



Panel cutout dimensions shown give an allowance of 1.0mm around the handle escutcheon.

Note: Studs are factory installed in horizontal direction both on the line and load sides.

DATA SHEET: TEMBREAK S800-ND MCCB

Time/Current Characteristic Curves

S800-ND

