

DATA SHEET: TEMBREAK 2 S400-NJ MCCB

MCCB Electrical Characteristics to IEC 60947-2, EN 60947-2, JIS C 8201-2-1 ANN.1, AS/NZS 3947-2, NEMA AB-1

Frame Reference	Quantity	Unit	Condition	TB2 E/S 630
Max In (A) of Frame				630
Model				S400
Number of Poles				3, 4
Type				NJ
Nominal current ratings				
	I_n	(A)	50°C	250, 400
Electrical characteristics				
Rated operational voltage	U_e	(A)	AC 50/60 Hz DC	690, 250
Rated insulation voltage	U_i	(V)		800
Rated impulse withstand voltage	U_{imp}	(kV)		8
Ultimate breaking capacity (IEC, JIS, AS/NZS)	I_{cu}	(kA)	690V AC 525V AC 440V AC 400/415V AC 220/240V AC 250V DC	20 30 45 50 85 40
Service breaking capacity (IEC, JIS, AS/NZS)	I_{cs}	(kA)	690V AC 525V AC 440V AC 400/415V AC 220/240V AC 250V DC	15 30 45 50 85 40
Rated breaking capacity (NEMA)		(kA)	480V AC 240V AC	25 85
Protection				
Adjustable thermal, adjustable magnetic Fixed thermal, fixed magnetic Microprocessor Utilisation category				■ A
Installation				
Front connection (FC) Extension bar (FB) Cable clamp (FW) Rear connector (RC) Plug-in (PM) Din rail mounting (DA) Dimensions	height width	(mm) (mm)	3 pole, (1 pole) 4 pole	■ ● ● ● ● - 260 140 185
Weight	depth weight	(mm) (kg)	3 pole, (1 pole) 4 pole	103 4.2 5.6
Operation				
Direct Opening Action Toggle operation Door mounted (HS) / breaker mounted handle (HB) Motor operation (MC)				■ ■ ● ●
Endurance	Electrical Mechanical	cycles cycles	415V AC	4,500 15,000

■ Standard ● Optional - Not Available

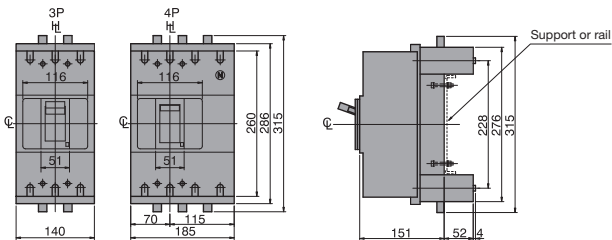
* Applies to 20A to 32A models

DATA SHEET: TEMBREAK 2 S400-NJ MCCB

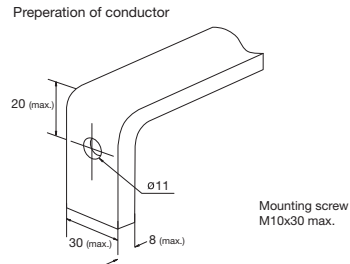
Outline Dimensions S400-NJ Plug-in Version

ASL: Arrangement Standard Line \perp : Handle Frame Centre Line

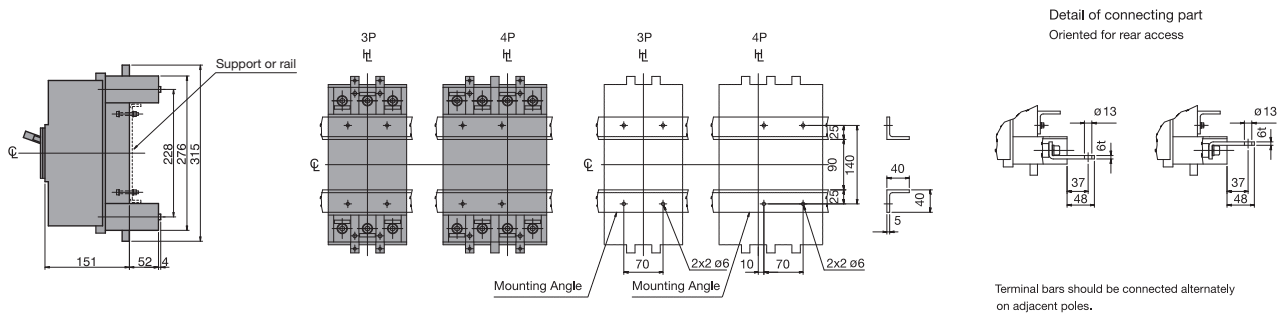
Outline Dimensions



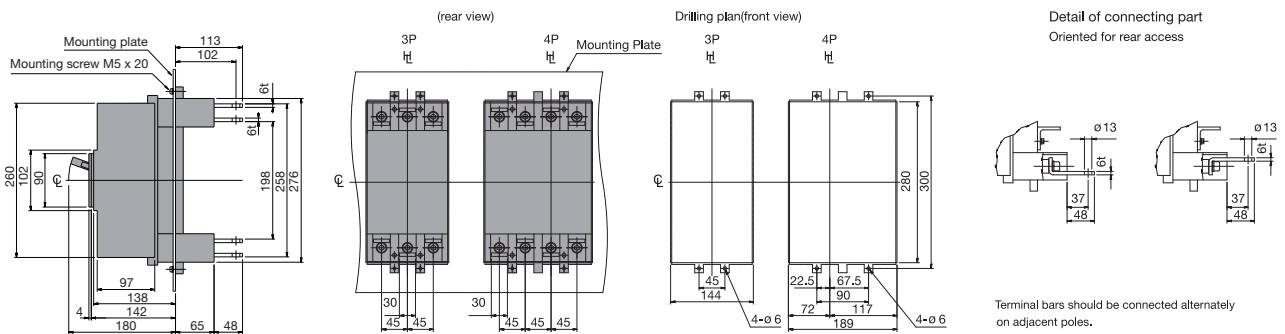
Termination of Busbar



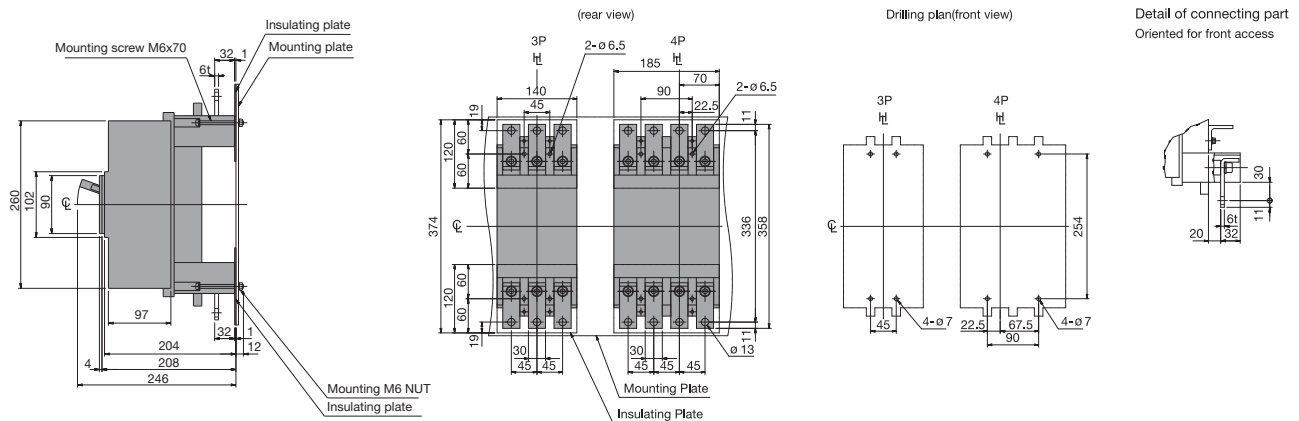
Mounting on a support or rails (shown with optional connection bars oriented for rear access)



Mounting through the backplate (shown with optional connection bars oriented for rear access)



Mounting on the backplate (optional connection bars must be oriented for front access)



DATA SHEET: TEMBREAK 2 S400-NJ MCCB

Time/Current Characteristic Curve S400-NJ

