


DATA SHEET: TEMBREAK 2 ZE250-NJ MCCB WITH INTEGRAL RESIDUAL CURRENT PROTECTION (CBR)

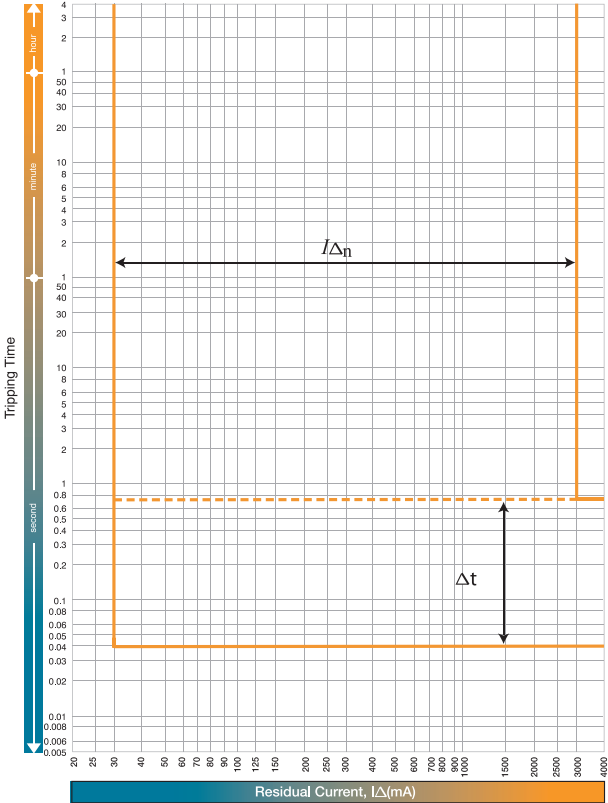
Electrical Characteristics to IEC 60947-1, IEC 60947-2, Annex B, IEC 60755

Frame Reference	Quantity	Unit	Condition	TB2 S250
Maximum In (A) of Frame				250
Model				ZE250
Number of Poles				3,4
Type				NJ
Nominal current ratings				
	I_n	(A)	50°C	160,250
Electrical characteristics				
Rated operational voltage	U_e	(V)	AC 50/60 Hz	525
Rated insulation voltage	U_i	(V)		525
Rated impulse voltage	U_{imp}	(kV)		8
Ultimate breaking capacity (IEC, JIS,AS/NZS)	I_{cu}	(kA)	525V AC 440V AC 400/415V AC 220/240V AC	10 15 25 35
Service breaking capacity (IEC, JIS,AS/NZS)	I_{cu}	(kA)	525V AC 440V AC 400/415V AC 220/240V AC	7.5 12 19 27
Energy withstand (EN 61008)	$I^2 t$	(kA ² s)		>22.5
Peak current withstand (EN 61008)	I_{peak}	(A)		> 3.3
Protection				
Adjustable thermal, fixed magnetic Residual current protection, Type A Utilisation Category				■ ■ A
Installation				
Front Connection (FC)				■
Extension Bar (FB)				•
Cable Clamp (FW)				•
Rear Connection (RC)				•
Plug-in (PM)				-
Din Rail Mounting (DA)				•
Dimensions:	height	(mm)		165
	width	(mm)	3 pole 4 pole	105 140
	depth	(mm)		68
Weight	weight	(kg)	3 pole 4 pole	1.5 1.9
Operation				
Direct Opening Action				■
Toggle operation				■
Door mounted (HS)/ Breaker mounted handle (HB)				•
Motor operation				•
Residual Current Monitor and Remote Trip Module				•
Endurance	Electrical Mechanical	cycles cycles	415V AC	10,000 10,000

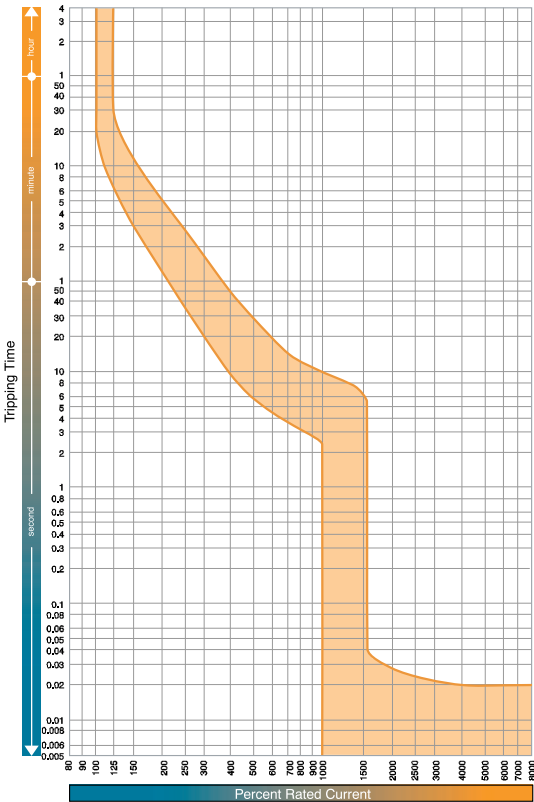
■ Standard • Optional - Not Available

RESIDUAL (EARTH LEAKAGE) CURRENT PROTECTION

Time/Current Characteristic Curves
ZE250-NJ,



Time/Current Characteristic Curves
ZE250-NJ, 160A



Time/Current Characteristic Curves
ZE250-NJ, 250A

