

DATA SHEET: TEMBREAK 2 H125-NJ MCCB

MCCB Electrical Characteristics to IEC 60947-2, EN 60947-2, JIS C 8201-2-1 ANN.1, AS/NZS 3947-2, NEMA AB-1

Frame Reference	Quantity	Unit	Condition	TB2 S/H/L 250
Max In (A) of Frame				125
Model				H125
Number of Poles				3,4
Type				NJ
Nominal current ratings				
	I_n	(A)	50°C	20, 32, 50, 63, 100, 125
Electrical characteristics				
Rated operational voltage	U_e	(A)	AC 50/60 Hz DC	690 250
Rated insulation voltage	U_i	(V)		800
Rated impulse withstand voltage	U_{imp}	(kV)		8
Ultimate breaking capacity (IEC, JIS, AS/NZS)	I_{cu}	(kA)	690V AC 525V AC 440V AC 400/415V AC 220/240V AC 250V DC	20 45 120 125 150 40
Service breaking capacity (IEC, JIS, AS/NZS)	I_{cs}	(kA)	690V AC 525V AC 440V AC 400/415V AC 220/240V AC 250V DC	15 45 80 85 150 40
Rated breaking capacity (NEMA)		(kA)	480V AC 240V AC	45 150
Protection				
Adjustable thermal, adjustable magnetic				■
Fixed thermal, fixed magnetic				
Microprocessor				
Utilisation category				A
Installation				
Front connection (FC)				■
Extension bar (FB)				●
Cable clamp (FW)				●
Rear connecton (RC)				●
Plug-in (PM)				●
Din rail mounting (DA)				-
Dimensions	height	(mm)		165
	width	(mm)	3 pole, (1 pole)	105
			4 pole	140
Weight	depth	(mm)		103
	weight	(kg)	3 pole, (1 pole)	2.4
			4 pole	3.2
Operation				
Direct Opening Action				■
Toggle operation				■
Door mounted (HS) / breaker mounted handle (HB)				●
Motor operation (MC)				●
Endurance	Electrical	cycles	415V AC	30,000
	Mechanical	cycles		30,000

■ Standard ● Optional - Not Available

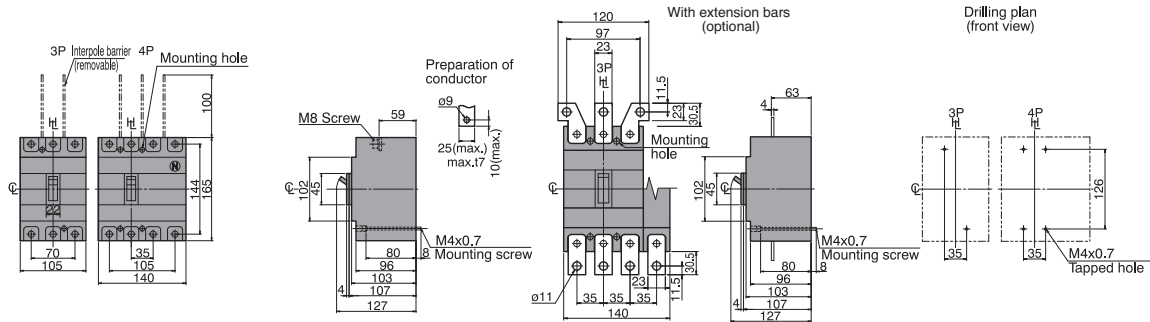
* Applies to 20A to 32A models

DATA SHEET: TEMBREAK 2 H125-NJ MCCB

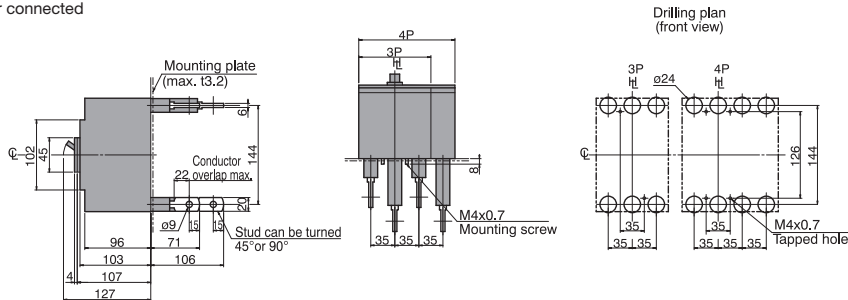
Outline Dimensions H125-NJ

ASL: Arrangement Standard Line HL: Handle Frame Centre Line

Front connected

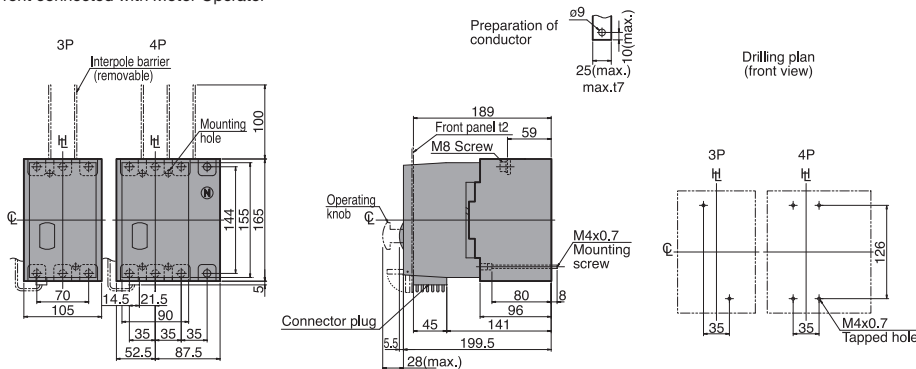


Rear connected



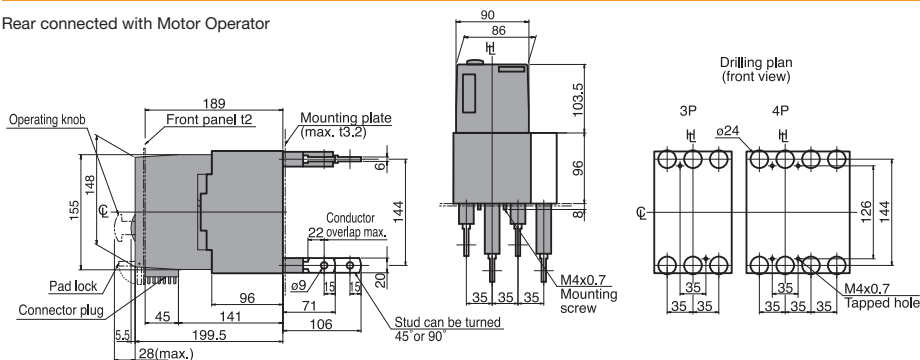
Panel cutout dimensions shown give an allowance of 1.0mm or more around the handle escutcheon.

Front connected with Motor Operator



Panel hinge position (hatching area) bottom view

Rear connected with Motor Operator



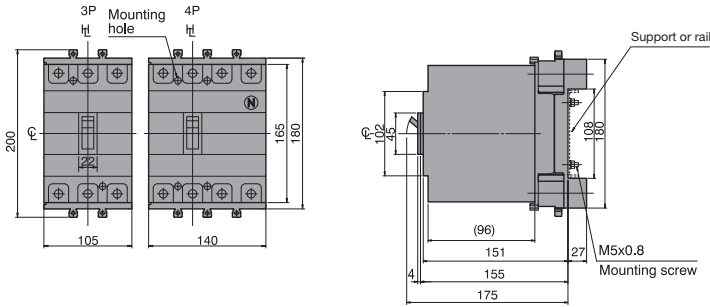
Panel cutout dimensions shown give an allowance of 1.5mm around the handle escutcheon.

DATA SHEET: TEMBREAK 2 H125-NJ MCCB

Outline Dimensions H125-NJ Plug-in Version

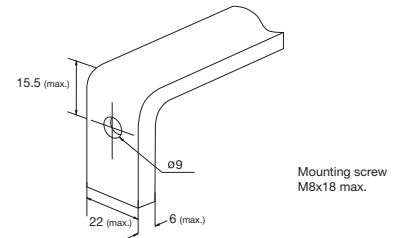
ASL: Arrangement Standard Line \perp : Handle Frame Centre Line

Outline Dimensions

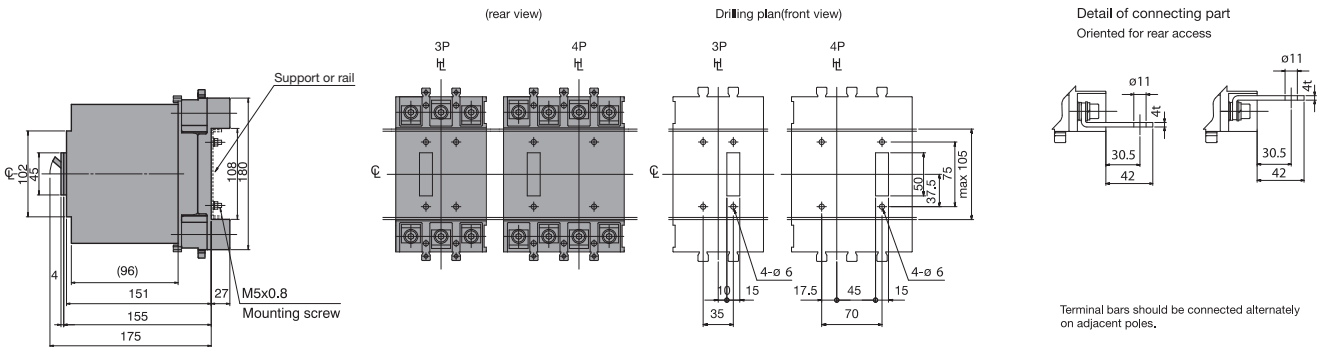


Termination of Busbar

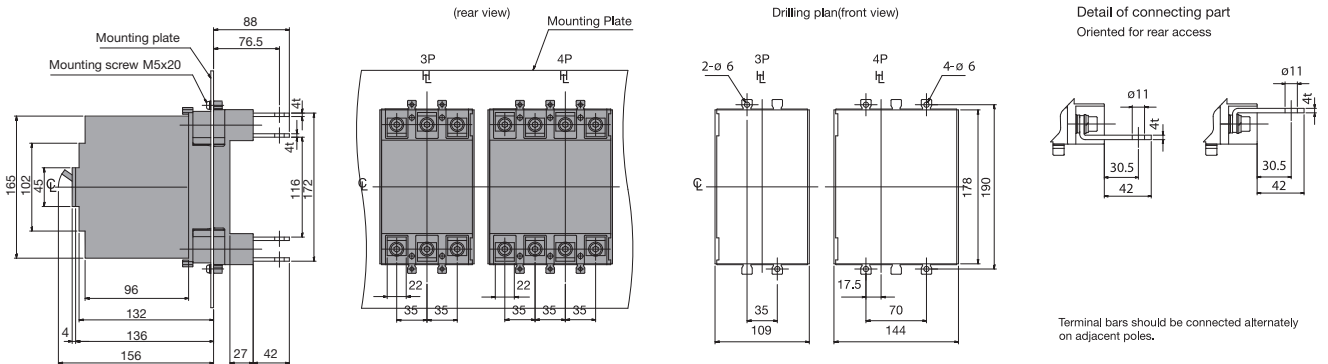
Preparation of conductor



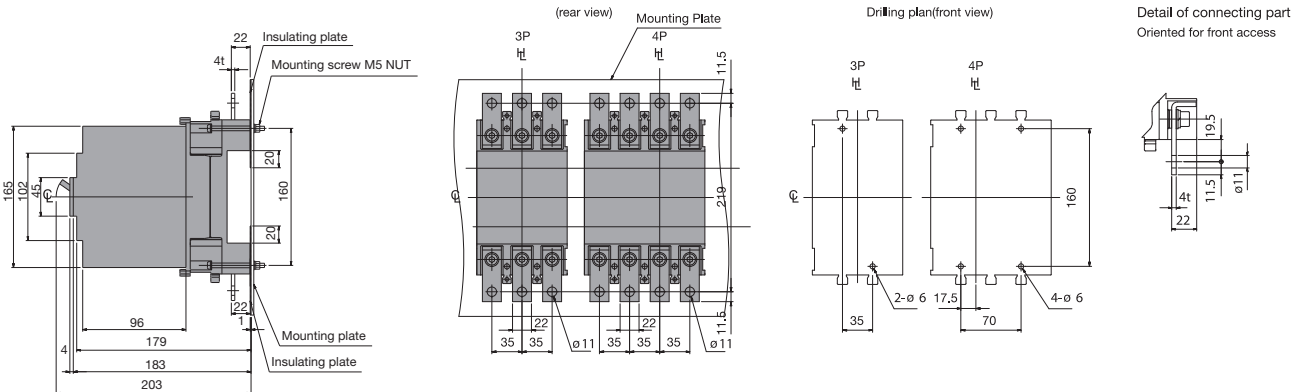
Mounting on a support or rails (shown with optional connection bars oriented for rear access)



Mounting through the backplate (shown with optional connection bars oriented for rear access)



Mounting on the backplate (optional connection bars must be oriented for front access)



DATA SHEET: TEMBREAK 2 H125-NJ MCCB

Time/Current Characteristic Curves

H125-NJ

